


Before starting the assembly, first classify and organize the accessories.

Parts List:



Shelf Board C x1



Shelf Board D x1



Side Rod Q x2



Round Rod R x1



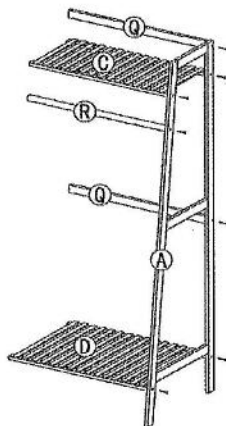
Hooks N x2



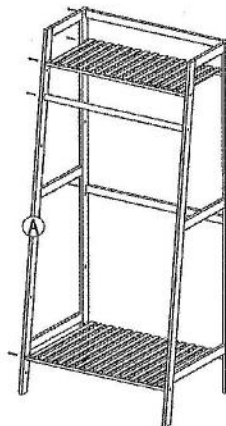
Screws

Support Frame x2

1



2



3

